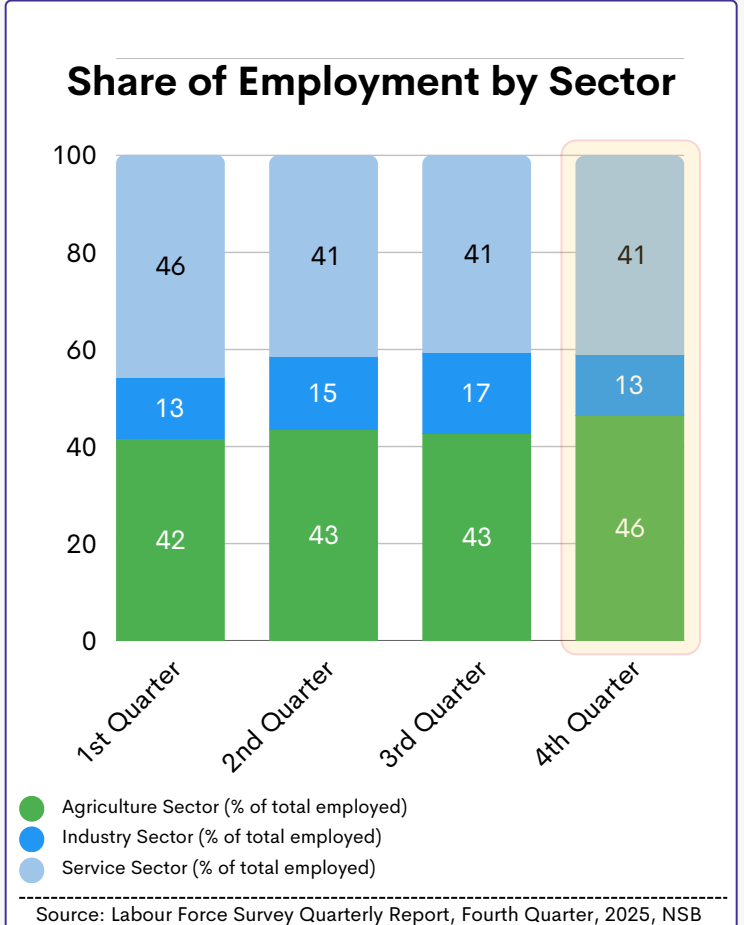
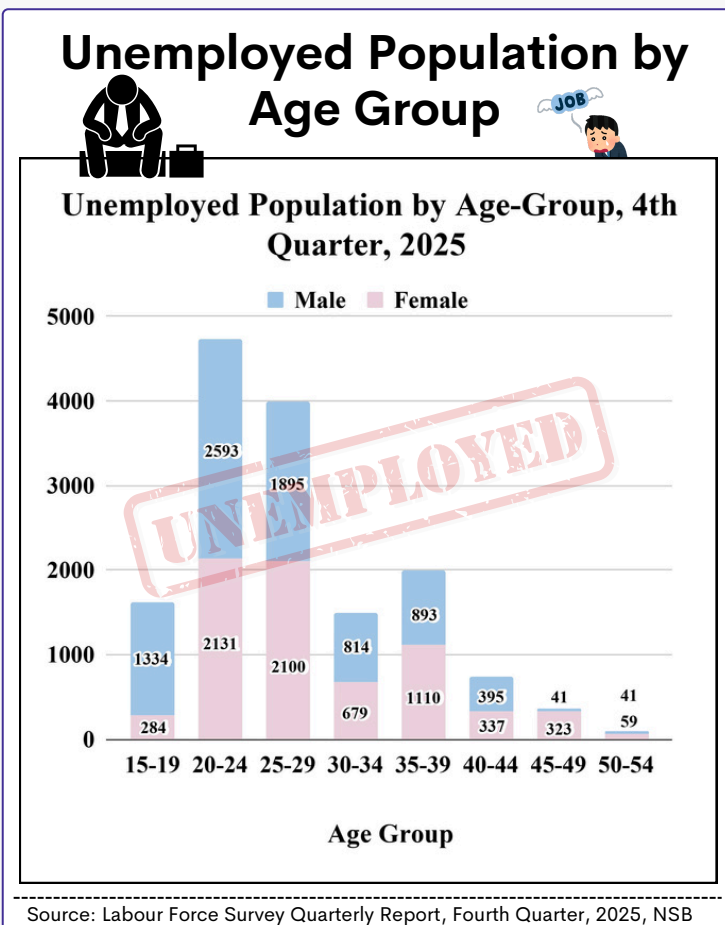
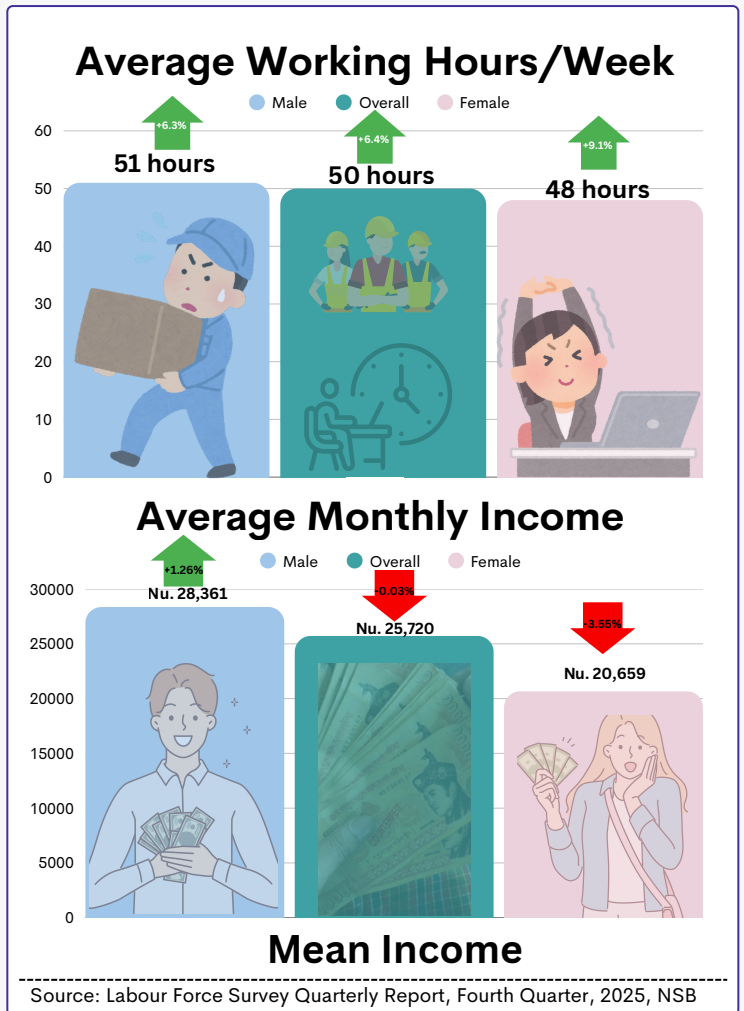
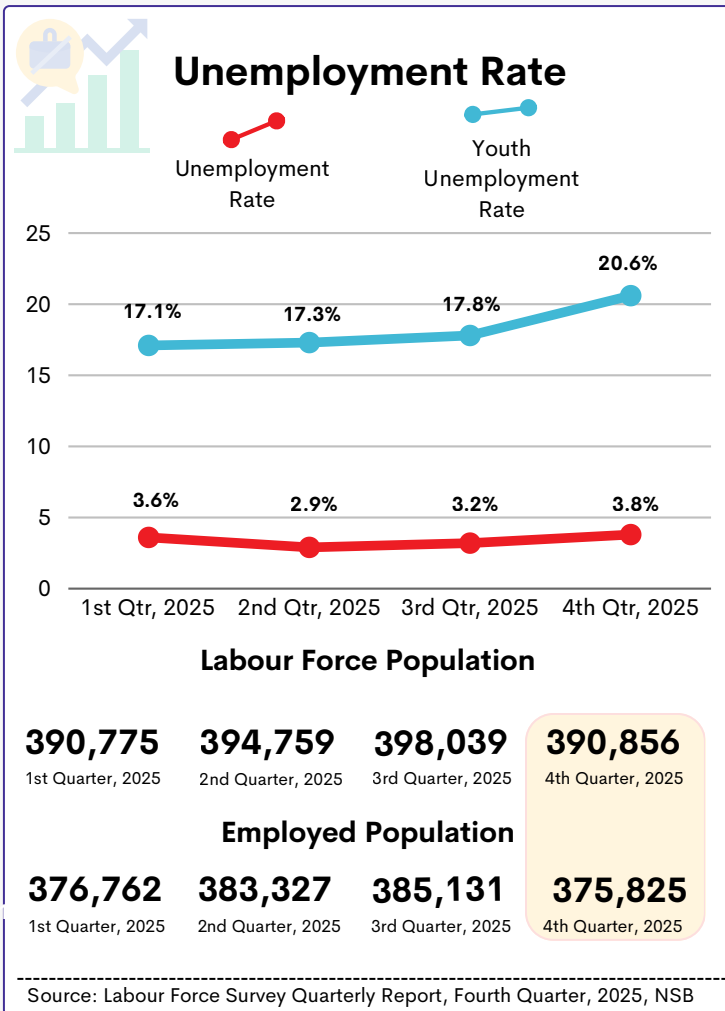


Quarterly Labour Market Information Update

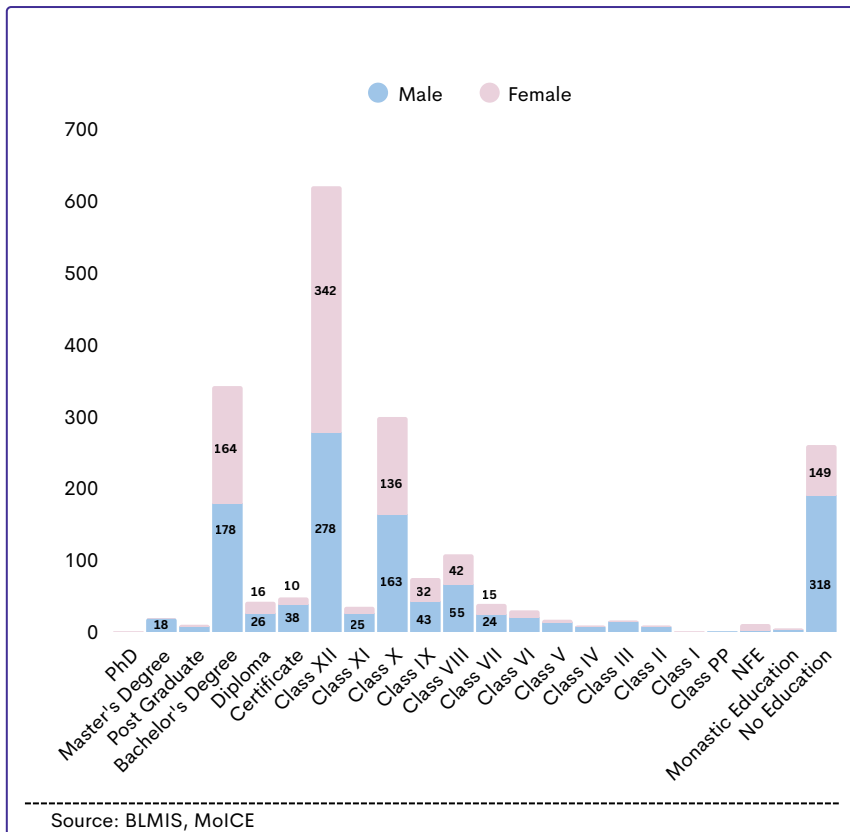
2nd Quarter, 2025-26



Quarterly Labour Market Information Update 2nd Quarter, 2025-26

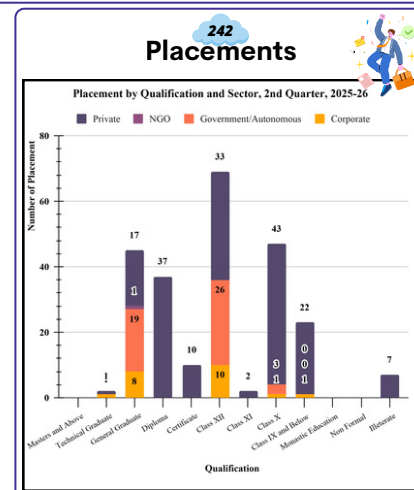
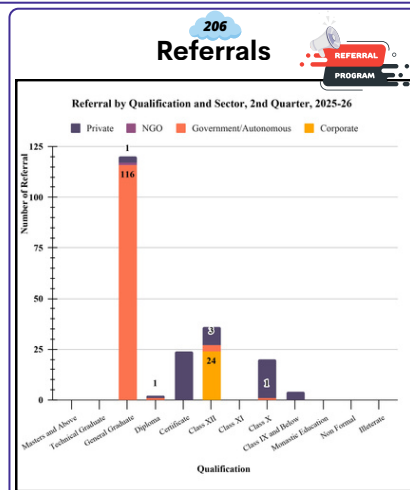
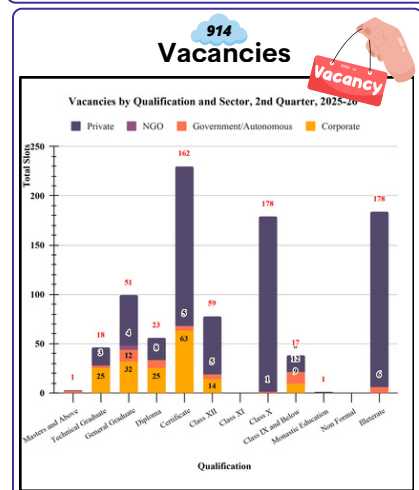
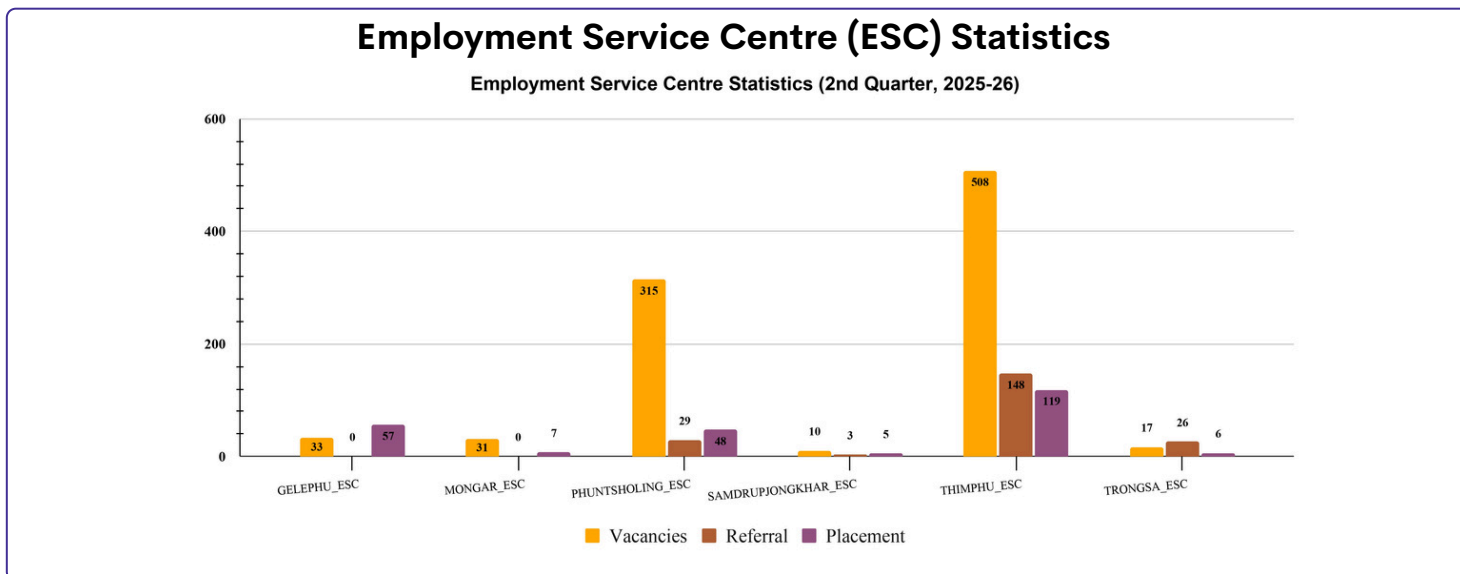


Jobseeker Registered in the 2nd Quarter, 2025-26



Qualification	Female	Male	Total
PhD	1	0	1
Master's Degree	1	18	19
Post Graduate	3	7	10
Bachelor's Degree	164	178	342
Diploma	16	26	42
Certificate	10	38	48
Class XII	342	278	620
Class XI	10	25	35
Class X	136	163	299
Class IX	32	43	75
Class VIII	42	66	108
Class VII	15	24	39
Class VI	10	20	30
Class V	4	13	17
Class IV	1	8	9
Class III	2	14	16
Class II	2	7	9
Class I	1	0	1
Class PP	0	1	1
NFE	9	2	11
Monastic Education	1	4	5
No Education	70	190	260
Total	872	1125	1997

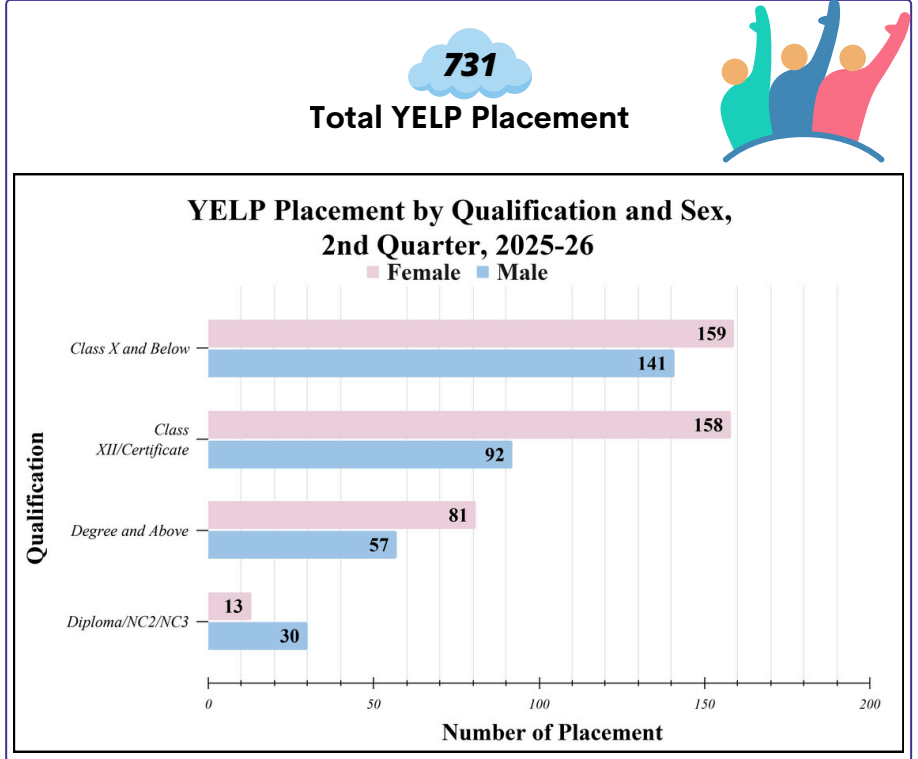
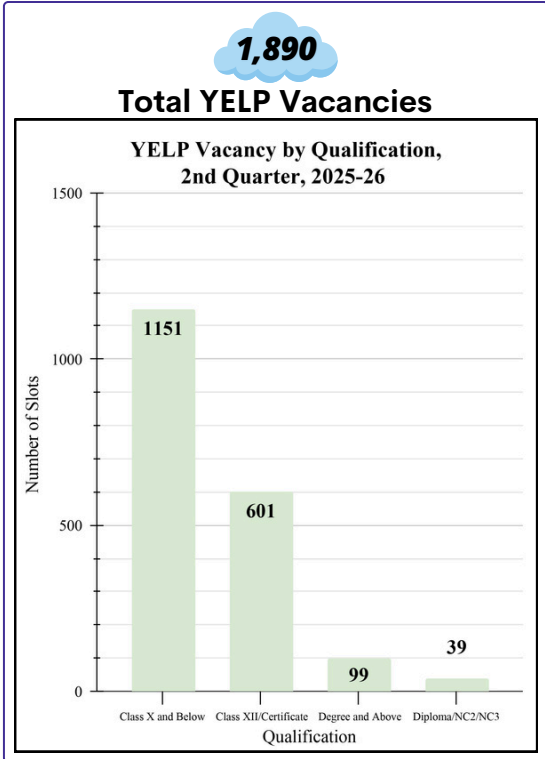
Source: BLMIS, MoICE



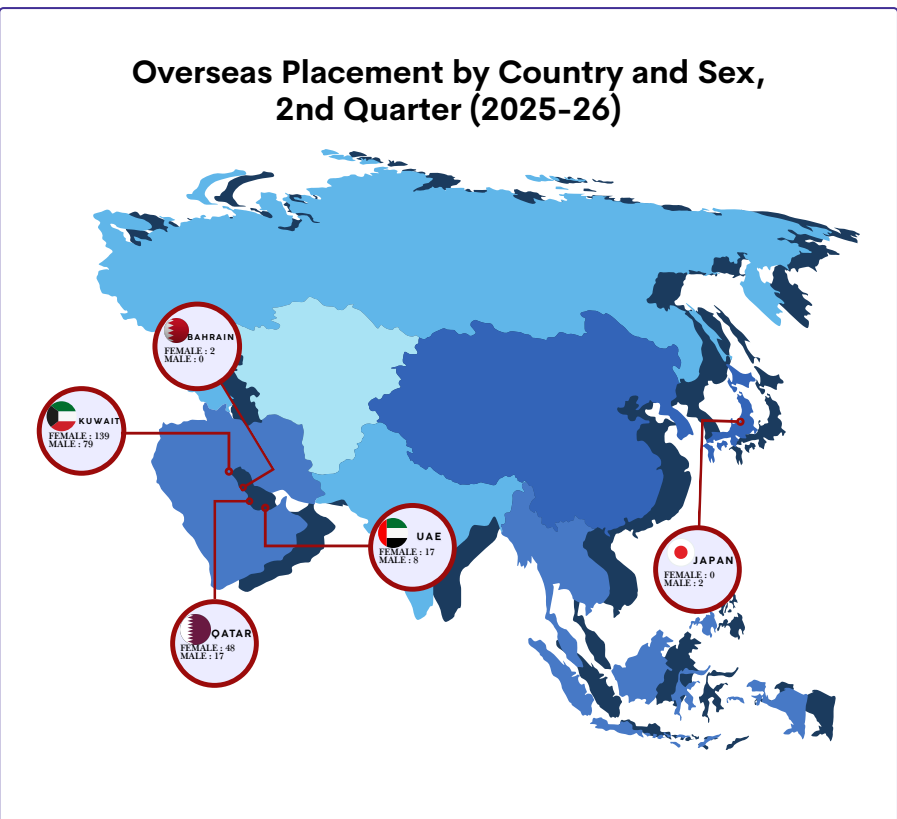
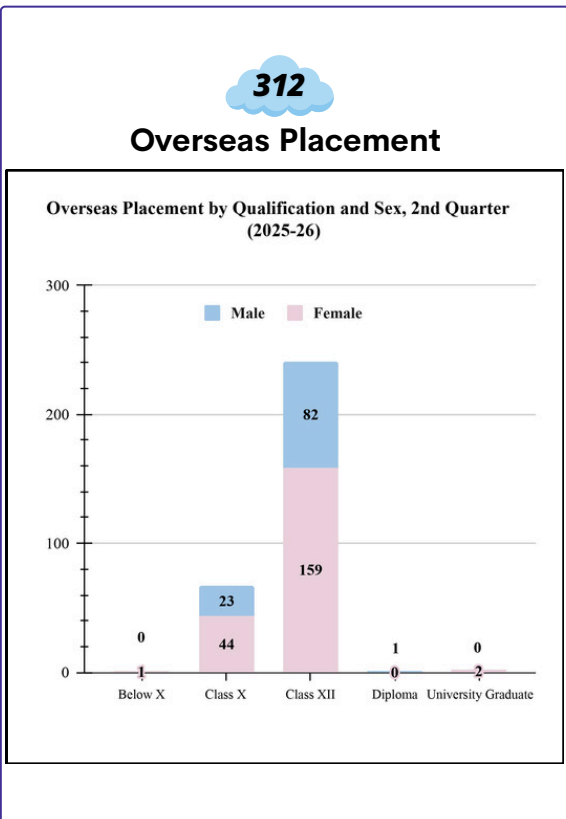
Quarterly Labour Market Information Update

2nd Quarter, 2025-26

Youth Engagement and Livelihood (YELP) Placement, 2nd Quarter, 2025-26



Overseas Employment Placement in the 2nd Quarter, 2025-26



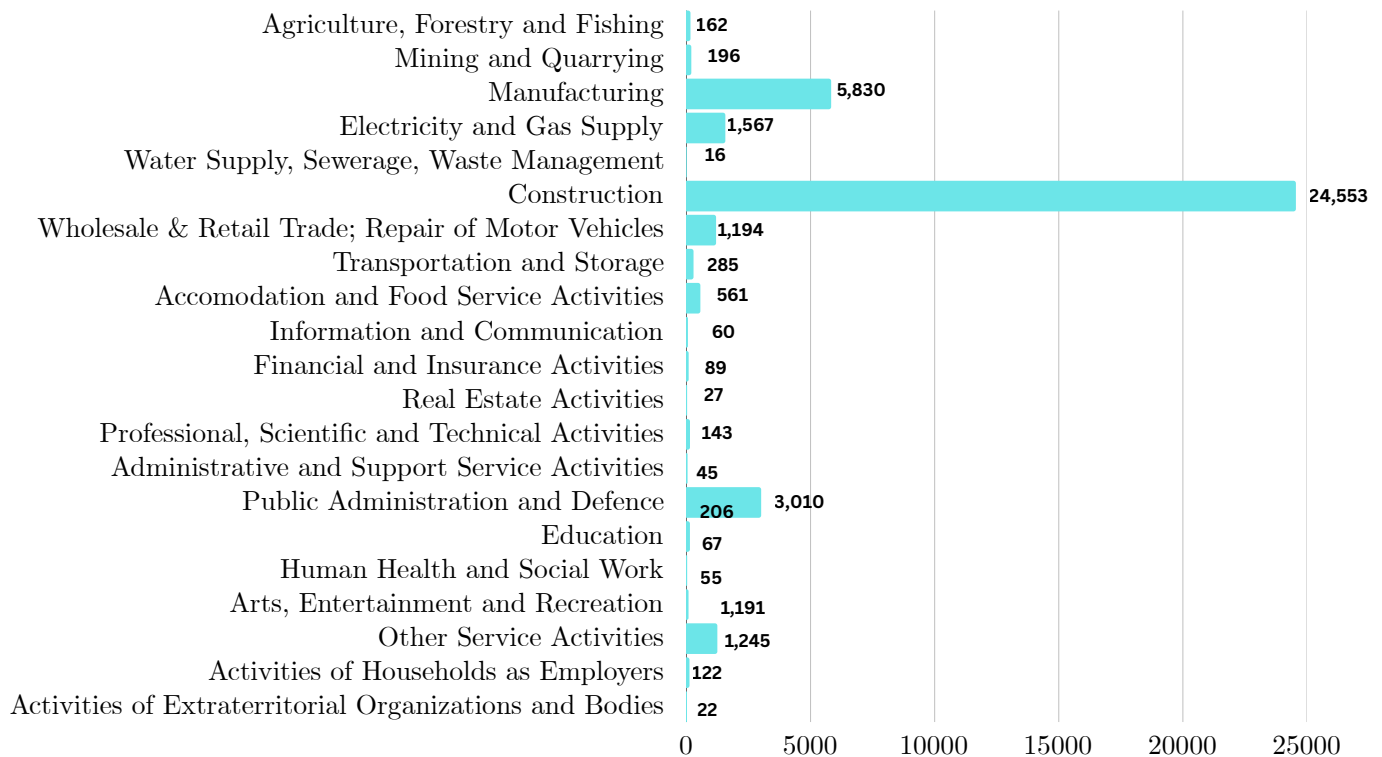
Quarterly Labour Market Information Update

2nd Quarter, 2025-26

Foreign Workers Approved in the 2nd Quarter, 2025-26

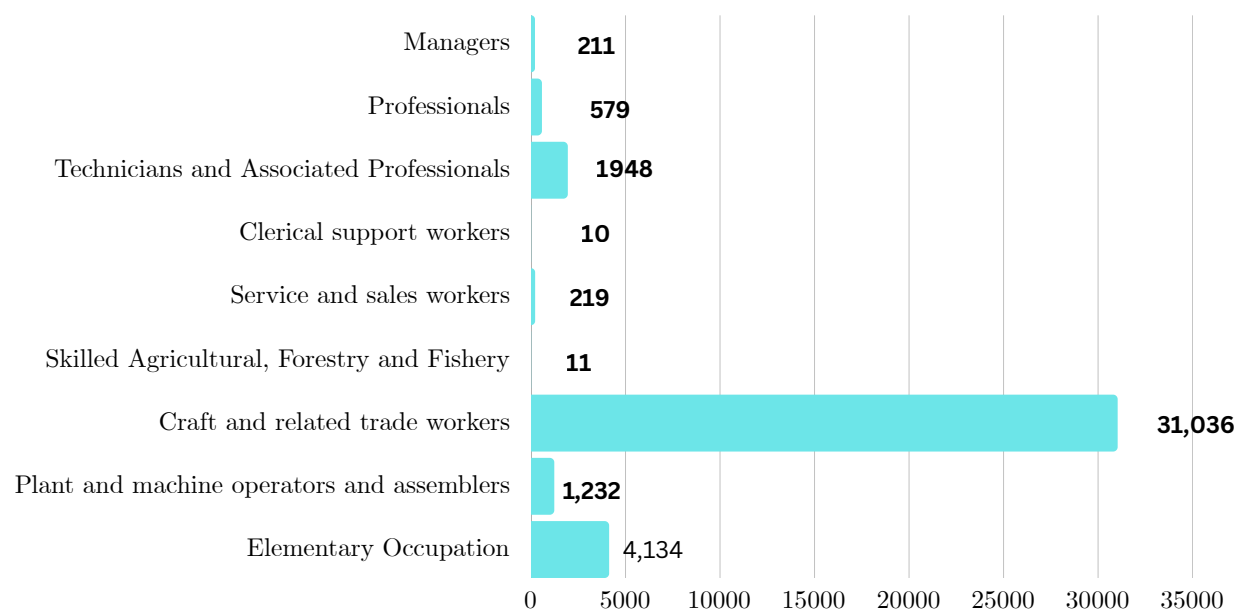


Number of Foreign Workers Approved by Major Economic Group



Source: BLMIS, MoICE

Number of Foreign Workers Approved by Major Occupation Group



Source: BLMIS, MoICE

Quarterly Labour Market Information Update

2nd Quarter, 2025-26

Appendix

Table 1: Employment Service Centre Statistics by Region, 2nd Quarter, 2025-26

ESC Name	Vacancies	Referral	Placement
GELEPHU_ESC	33	0	57
MONGAR_ESC	31	0	7
PHUNTSHOLING_ESC	315	29	48
SAMDRUPJONGKHAR_ESC	10	3	5
THIMPHU_ESC	508	148	119
TRONGSA_ESC	17	26	6
Total	914	206	242

Table 2: ESC Complied Vacancy by Qualification & Sector, 2nd Quarter, 2025-26

Qualification	Corporate	Government /Autonomous	NGO	Private	Total
Masters and Above	0	2	0	1	3
Technical Graduate	25	3	0	18	46
General Graduate	32	12	4	51	99
Diploma	25	8	0	23	56
Certificate	63	5	0	162	230
Class XII	14	5	0	59	78
Class XI	0	0	0	0	0
Class X	0	1	0	178	179
Class IX and Below	9	12	0	17	38
Monastic Education	0	0	0	1	1
Non Formal Education	0	0	0	0	0
Illeterate	0	6	0	178	184
Total	168	54	4	688	914

Quarterly Labour Market Information Update

2nd Quarter, 2025-26

Table 3: ESC Referral by Qualification & Sector, 2nd Quarter, 2025-26

Qualification	Corporate	Government /Autonomous	NGO	Private	Total
Masters and Above	0	0	0	0	0
Technical Graduate	0	0	0	0	0
General Graduate	0	116	1	3	120
Diploma	0	1	0	1	2
Certificate	0	0	0	24	24
Class XII	24	3	0	9	36
Class XI	0	0	0	0	0
Class X	0	1	0	19	20
Class IX and Below	0	0	0	4	4
Monastic Education	0	0	0	0	0
Non Formal Education	0	0	0	0	0
Illeterate	0	0	0	0	0
Total	24	121	1	60	206

Quarterly Labour Market Information Update

2nd Quarter, 2025-26

Table 4: ESC Placement by Qualification & Sector, 2nd Quarter, 2025-26

Qualification	Corporate	Government /Autonomous	NGO	Private	Total
Masters and Above	0	0	0	0	0
Technical Graduate	1	0	0	1	2
General Graduate	8	19	1	17	45
Diploma	0	0	0	37	37
Certificate	0	0	0	10	10
Class XII	10	26	0	33	69
Class XI	0	0	0	2	2
Class X	1	3	0	43	47
Class IX and Below	1	0	0	22	23
Monastic Education	0	0	0	0	0
Non Formal Education	0	0	0	0	0
Illeterate	0	0	0	7	7
Total	21	48	1	172	242

Table 5: YELP Vacancy by Qualification, 2nd Quarter, 2025-26

Qualification	Total
Class X and Below	1151
Class XII/Certificate	601
Degree and Above	99
Diploma/NC2/NC3	39
Total	1890

Quarterly Labour Market Information Update

2nd Quarter, 2025-26

Table 6: YELP Placement by Qualification and Sex, 2nd Quarter, 2025-26

Qualification	Gender		Total
	Female	Male	
Class X and Below	159	141	300
Class XII/Certificate	158	92	250
Degree and Above	81	57	138
Diploma/NC2/NC3	13	30	43
Total	411	320	731

Table 7: Overseas Placement by Qualification & Sex, 2nd Quarter, 2025-26

Qualification	Female	Male	Total
Below X	1	0	1
Class X	44	23	67
Class XII	159	82	241
Diploma	0	1	1
University Graduate	2	0	2
Grand Total	206	106	312

Table 8: Overseas Placement by Qualification & Sex, 2nd Quarter, 2025-26

Country	Female	Male	Total
Bahrain	2	0	2
Japan	0	2	2
Kuwait	139	79	218
Qatar	48	17	65
UAE	17	8	25
Grand Total	206	106	312

Quarterly Labour Market Information Update

2nd Quarter, 2025-26

Table 9: Registered Jobseeker by Gender and Dzongkhag, 2nd Quarter, 2025-26

Present Dzongkhag	Gender		Total
	Female	Male	
Bumthang	16	12	28
Chukha	88	97	185
Dagana	17	21	38
Gasa	0	1	1
Haa	11	9	20
Lhuentse	8	30	38
Mongar	26	35	61
Paro	63	67	130
Pemagatshel	23	20	43
Punakha	27	30	57
Samdrupjongkhar	31	37	68
Samtse	74	154	228
Sarpang	62	73	135
Thimphu	276	282	558
Trashigang	49	70	119
Trashiyangtse	27	41	68
Trongsa	8	14	22
Tsirang	22	25	47
Wangdue Phodrang	27	81	108
Zhemgang	17	26	43
Grand Total	872	1125	1997