




LAYOG NEYSHEYD

ISSUE III



**LABOUR MARKET INFORMATION AND CAREER GUIDANCE DIVISION
DEPARTMENT OF EMPLOYMENT AND ENTREPRENEURSHIP
MINISTRY OF INDUSTRY, COMMERCE AND EMPLOYMENT**

2024

INTRODUCTION

The first issue of LaYog NeySheyd was published on 8th August, 2023 to critically analyze employment related data, based on the 12th Five Year Plan. It aimed to identify trends, patterns, and insights from the data and provided recommendations for improving services provided to the job seekers.

This is the third issue of LaYog NeySheyd which briefly gives an overview of statistics related to job seekers, referrals, placements, job vacancies by sectors, entrepreneurship development programs, career guidance and labour market related information. This information sheds light on the department (Department of Employment and Entrepreneurship) related interventions for the second half of the Fiscal Year 2023-24.



Issue III

LaYog NeySheyd



JOB SEEKER DYNAMICS

For the second half of the Fiscal Year 2023-24, **10,285** jobseekers registered in the Bhutan Labour Market Information System (BLMIS) seeking employment and training opportunities.



Qualification	Female	Male	Total
Master's and Above	21	53	74
Bachelor's Degree	661	728	1389
Diploma	113	246	359
Certificate	61	132	193
Class XII	2305	1829	4134
Class XI	62	74	136
Class X	888	887	1775
Class IX and Below	492	775	1267
Monastic Education	0	21	21
NFE	47	25	72
No Education	410	455	865
Grand Total	5060	5225	10285

BLMIS (January-June, 2023-24)

Issue III

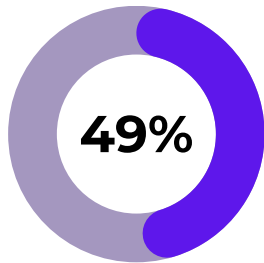
LaYog NeySheyd



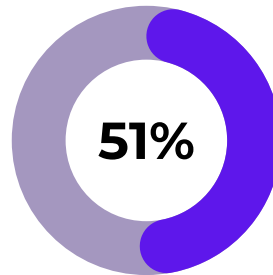
JOB SEEKER DYNAMICS

Gender Distribution

From the 10,285 newly registered jobseekers, **5060** (49%) were females and **5225** (51%) were males.

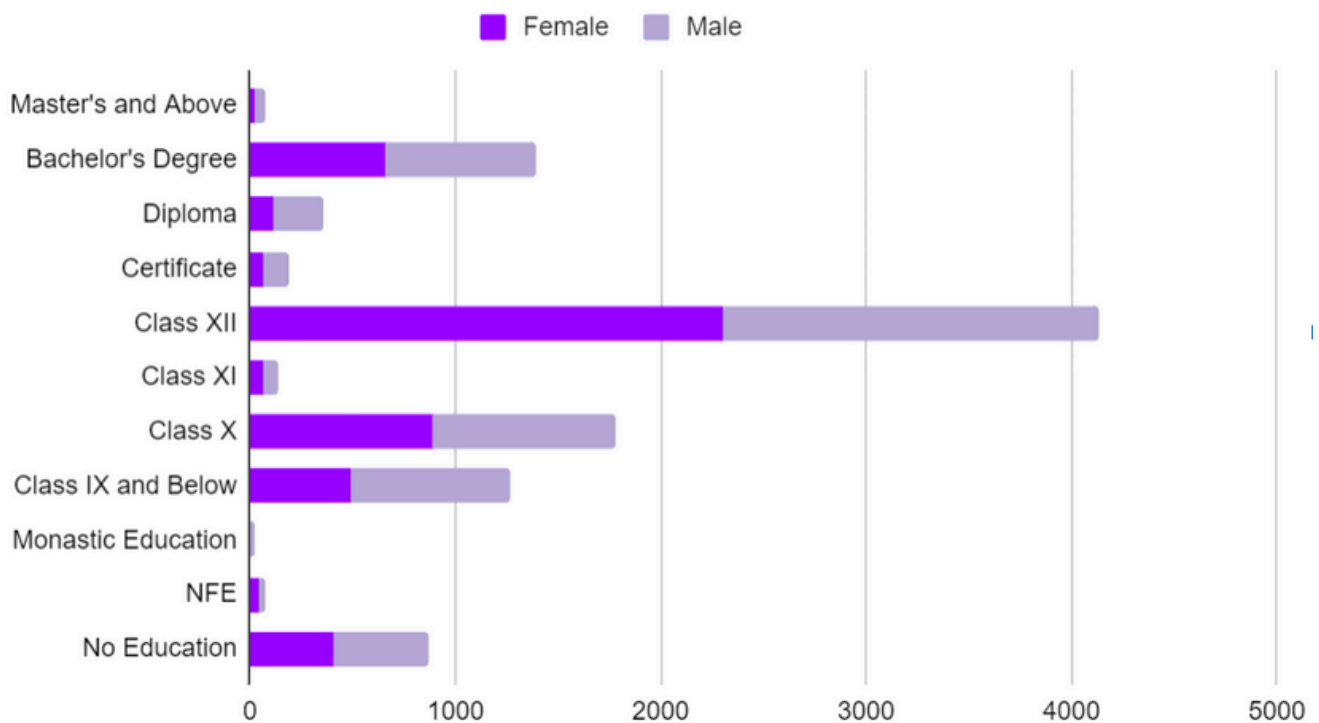


Female Job Seekers



Male Job Seekers

Educational Profiles



BLMIS (January-June, 2023-24)

Majority(**4134**) of the jobseekers have completed their Class 12 education, followed by those who have completed Class 10 (**1775**) education and then the individuals with Bachelor's Degree (**1389**).



JOB SEEKER PLACEMENTS & REFERRALS

Job Placement (Youth Engagement and Livelihood Program (YELP))

In the second half of the fiscal year 2023-24, a total of **616** placements were facilitated via special YELP, comprising **422** females and **194** males.

Job Placement (Employment Service Centres(ESC))

In terms of placements facilitated by the ESCs (Thimphu, Phuntsholing, Gelephu, Samdrup Jongkhar, Mongar and Trongsa), a total of **2167** placements were facilitated, with **1034** females and **1133** males placed.

Job Placement (Overseas Employment Program(OEP))

In terms of the job placements facilitated through the OEP to the countries particularly Kuwait, UAE, Bahrain and Qatar, a total of **883** jobseekers were placed overseas from which **550** are females and **333** are males.

JOB SEEKER PLACEMENTS & REFERRALS

Job Referrals (Employment Service Centres(ESC))

In terms of job referrals facilitated by the ESCs (Thimphu, Phuntsholing, Gelephu, Samdrup Jongkhar, Mongar and Trongsa), a total of **1803** jobseekers were referred, from which **941** are females and **862** are males. A total of **4500** vacancies were compiled.



Startup Centre & ESC (Changzamtog, Thimphu)

Issue III

LaYog NeySheyd



JOB VACANCIES BY SECTORS

*Job Vacancies by Sectors
(Government/Autonomous, Corporate, Private,
NGOs, Overseas)*

In terms of job vacancies by sectors, in the second half of the fiscal year 2023-24, a total of **3501** vacancies were compiled by the ESCs as shown in the table below:

Months	Government/ Autonomous	Corporate	Private	NGOs	Overseas	Total
January, 2024	117	57	195	2	490	861
February , 2024	12	68	84	9	71	244
March, 2024	176	16	150	4	140	486
April, 2024	412	134	243	0	43	832
May, 2024	100	9	182	4	144	439
June, 2024	85	14	255	6	279	639
Total	902	298	1109	25	1167	3501

Job Vacancies compiled by the ESCs (January-June, 2023-24)

Issue III

LaYog NeySheyd



ENTREPRENEURSHIP DEVELOPMENT PROGRAMS

Entrepreneurship Events

In the second half of the Fiscal Year 2023-24, a total of **2** entrepreneurship events were conducted to accelerate startups and to provide a platform for Product Launch, Promotion and Networking. The events were as follows:

Spring Board Plus Program

Product Launch, Promotion and Networking Event: Made in Bhutan Exhibition



Spring Board Plus Program, 2023-24

Issue III

LaYog NeySheyd



ENTREPRENEURSHIP DEVELOPMENT PROGRAMS

Entrepreneurship Training Program

In order to cultivate an entrepreneurial mindset among youths, the Basic Entrepreneurship Course (BEC) was offered to **23** batches. A total of **641** youths participated in the course, with **245** females and **396** males actively involved in the program.



BEC Participants

Issue III

LaYog NeySheyd



GOWA FORUM

“GOWA- Connecting Talents with the Labour Market”, serves as a platform for disseminating information, connecting talented individuals with job opportunities in the labor market, and facilitating on-the-spot recruitment by potential employers.

For the second half of the Fiscal Year 2023-24, **7** GOWAs were conducted in Thimphu, Samdrup Jongkhar, Gelephu, Phuentsholing and Mongar regions.

Out of the **508** youths who participated in 7 GOWA forums, **36** were successfully employed through on-the-spot recruitment.

Region	No. of Youths Attended			No. of Employers Attended	No. of Youths Employed		
	Male	Female	Total		Male	Female	Total
Thimphu	125	68	193	10	1	2	3
Samdrup Jongkhar	18	32	50	18	4	5	9
Gelephu	9	11	20	55	0	0	0
	39	47	86	53	13	8	21
Phuntsholing	26	18	44	11	0	2	2
Mongar	32	42	74	21	0	1	1
	21	20	41	58	0	0	0
Total	270	238	508	226	18	18	36

(Labour Market Information and Career Guidance Division, January-June, 2023-24)

Issue III

LaYog NeySheyd